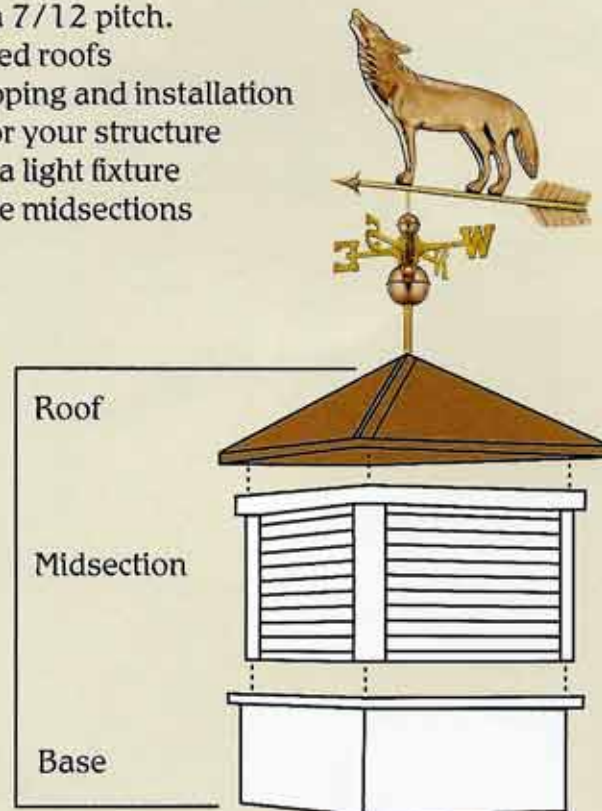


General Information

- Cupola size is derived from the measurement of the base width
- Estate and Select Series Cupolas will accommodate up to a 10/12 roof pitch
- Shed Series Cupolas will accommodate up to a 7/12 pitch.
- Extended bases are available for steeper pitched roofs
- Cupolas come in 2 or 3 sections for easier shipping and installation
- All louvered cupolas can provide ventilation for your structure
- Windows are removable for ease of installing a light fixture
- 60" & 72" cupolas come standard with double midsections
- Custom styles and sizes are available

Selecting the correct size cupola

A good rule of thumb in selecting the right size cupola for your building is a minimum of 1.25" for every foot of unbroken roof ridge line. For example: if a roof section measures 24' the minimum size the cupolas should be is 30". For roof length 48' and longer you may want to consider using 2 or 3 cupolas.




AZEK
Trim

Durable Maintenance-Free Cupolas are made with AZEK® Trim.

- Manufactured from cellular PVC
- Rot, moisture, and insect resistant
- Accepts paint and standard fasteners
- AZEK® products can be cut, drilled, and routed




Quality Handcrafted Cupolas



Welcome

Handcrafted cupolas add an elegant touch to any building and estate. What better way to enhance your property! Our Cupolas are made of the highest quality and we take pride in providing you with the latest styles and newest designs. Take a few moments to admire our cupolas and find one that fits your building perfectly. Welcome...

Estate Series



Kingston

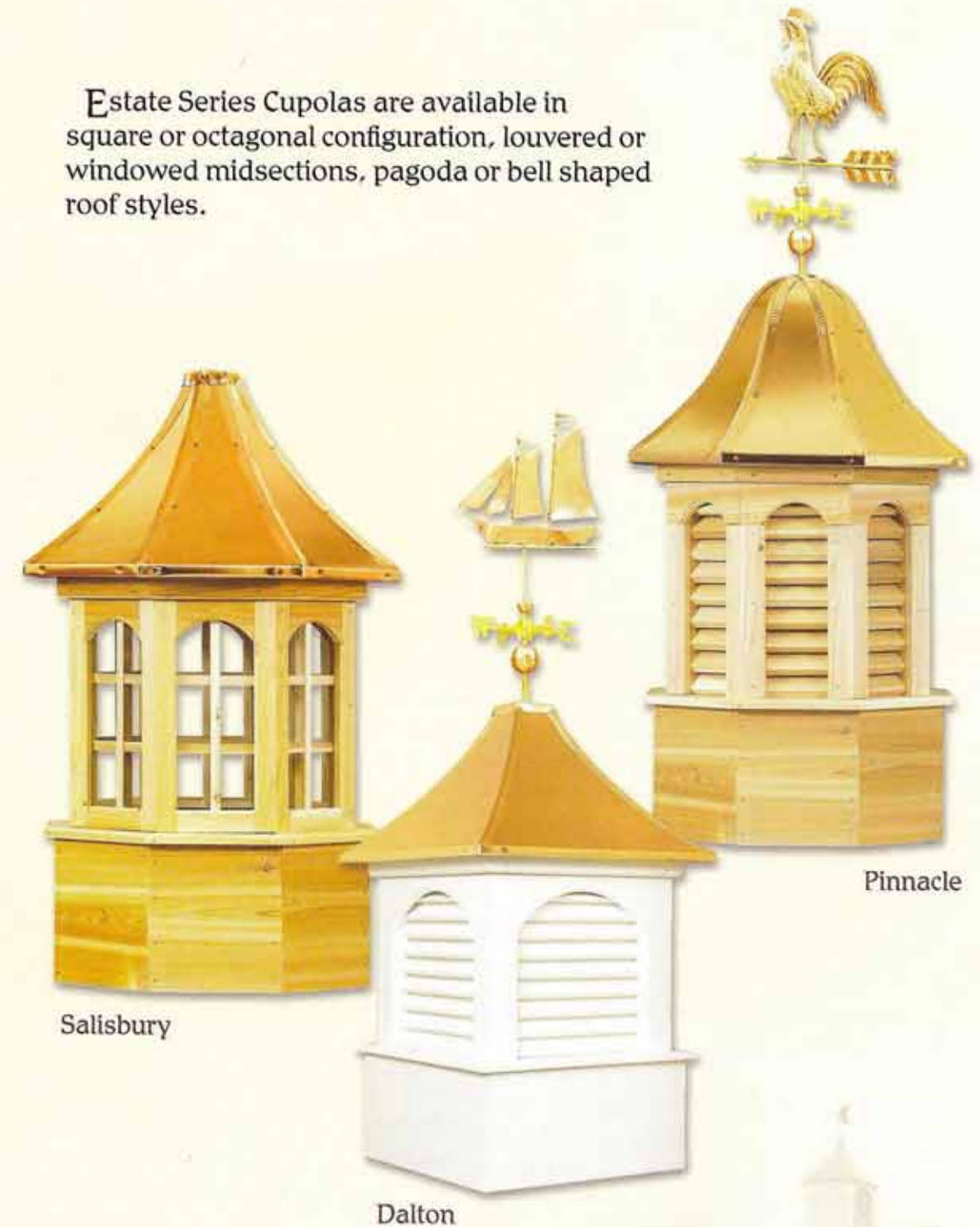
Villa

Bethany

The Estate Series Cupolas are elegantly designed and will make a great addition to your home, garage, barn, gazebo or any other building. These Cupolas are constructed of AZEK® Trim (a maintenance free cellular pvc-vinyl), or a select grade of western red cedar and capped with 16 ounce, 24 gauge copper.

Estate Series

Estate Series Cupolas are available in square or octagonal configuration, louvered or windowed midsections, pagoda or bell shaped roof styles.



Salisbury

Dalton

Pinnacle

Sizes available for the Estate Series:
24", 30", 36", 42", 48", 60", 72"
Standard Weathervane Mount

Select Series

The Select Series Cupolas

If you need a special way to enhance your garage, outbuilding etc. the Select Series Cupola will provide you with beauty and charm and will also offer important ventilation for your structures. These cupolas are constructed of AZEK® Trim (a maintenance-free cellular pvc-vinyl), or a premium grade of white pine, which is primed and ready to coat with a paint of your choice.



Hamlin

Morton

Norwood

Waterford

Morton
(Shown w/Optional Copper Louvers)

All Select Series Cupolas are available with louvered or windowed midsections, pagoda or straight roof styles.

Select Series



Ellsworth

Carlisle

Sizes available for Select Series:
18", 22", 24", 30", 36",
42", 48", 60", 72"
Standard Weathervane Mount

Roof and accent colors available for Select and Shed Series:
Red, Green, Blue, Black, Brown, Coppertone, Copper.


Shed Series

The Shed Series Cupolas

The attractive and affordable Shed Series Cupolas are designed specifically for your back yard shed, garage or outbuilding. They come with a flared base and are constructed of AZEK® Trim (a maintenance-free cellular pvc-vinyl), or a premium grade of white pine.



Sizes available for Shed Series:
16", 21", 25", 30"
Optional Weathervane Mount



Cupola Options

The Stained Glass option is a splendid one! Add stained glass to any cupola to give it a distinctive flair. Any windowed cupola can be ordered with stained glass, or you can order the stained glass weathervane separately.



Set your cupola apart! Have the louvers accented by having them done in copper or colored to match the cupola's roof. This option is available with any cupola with louvers.

A touch of elegance! This cupola shows one of the many ways to enhance your cupola. Its extra trim and crown moulding sets it apart and gives it a beautiful finished look. This trim can be added to any cupola.



Custom Cupolas

We can do it! Whether you have your own distinctive design or have a place where our standard cupolas just won't fit, we can manufacture a custom cupola to your specifications.

